

PRODUCT MONOGRAPH

Zemaira[®]
Alpha₁-Proteinase Inhibitor (Human)

Powder and Diluent for Solution for Injection
For Intravenous Administration

CSL Behring Canada, Inc.

55 Metcalfe Street, Suite 1460

Ottawa, Ontario

K1P 6L5

Date of Initial Approval:

September 21, 2016

Date of Revision:

December 16, 2019

Submission Control No: 227404

Table of Contents

PART I: HEALTH PROFESSIONAL INFORMATION.....	3
SUMMARY PRODUCT INFORMATION	3
DESCRIPTION.....	3
INDICATIONS AND CLINICAL USE.....	4
CONTRAINDICATIONS	4
WARNINGS AND PRECAUTIONS.....	4
ADVERSE REACTIONS.....	7
DRUG INTERACTIONS	10
DOSAGE AND ADMINISTRATION	11
OVERDOSAGE	15
ACTION AND CLINICAL PHARMACOLOGY	15
STORAGE AND STABILITY.....	18
DOSAGE FORMS, COMPOSITION AND PACKAGING	19
PART II: SCIENTIFIC INFORMATION	20
PHARMACEUTICAL INFORMATION.....	20
CLINICAL TRIALS.....	22
DETAILED PHARMACOLOGY	23
MICROBIOLOGY	23
TOXICOLOGY	23
REFERENCES	25
PART III: CONSUMER INFORMATION	26

Zemaira[®]

Alpha₁-Proteinase Inhibitor (Human)

PART I: HEALTH PROFESSIONAL INFORMATION

SUMMARY PRODUCT INFORMATION

Table 1: Summary Product Information

Route of Administration	Dosage Form / Strength	Clinically Relevant Nonmedicinal Ingredients
Intravenous (IV)	Lyophilized powder for reconstitution and injection; 1000, 4000 and 5000 mg/vial	<i>For a complete listing see section DOSAGE FORMS, COMPOSITION AND PACKAGING.</i>

DESCRIPTION

Zemaira (Alpha₁-Proteinase Inhibitor (Human)) is a sterile, white to off-white, lyophilized preparation of highly purified Alpha₁-Proteinase Inhibitor (Human) (A₁-PI), also known as alpha₁-antitrypsin, to be reconstituted with Sterile Water for Injection (included in the product package) and administered by the intravenous route. The product is presented in three strengths of approximately 1000, 4000 or 5000 mg of functionally active A₁-PI per vial.

Zemaira is manufactured from pooled human plasma by cold ethanol fractionation according to a modified Cohn process followed by additional purification steps. The manufacturing process includes two virus clearance steps namely pasteurization and virus filtration (also called nanofiltration). All these measures provide a high degree of assurance that the production process for Zemaira results in high safety margins concerning potential impact on patients by adventitious agents like microorganisms, prions and viruses (*see section Viral Inactivation*).

INDICATIONS AND CLINICAL USE

Zemaira (Alpha₁-Proteinase Inhibitor (Human)) is indicated for maintenance treatment in adults with severe A₁-PI deficiency (e.g. genotypes PiZZ, PiZ(null), Pi(null,null), PiSZ) and clinical evidence of emphysema. Zemaira slows the underlying destruction of lung tissue as shown by CT scan densitometry. However, there is a lack of robust evidence on how lung density rate translates into clinically relevant effect.

Patients are to be under optimal pharmacologic and non-pharmacologic treatment and show evidence of progressive lung disease (e.g. lower forced expiratory volume per second (FEV₁) predicted, lower diffusion capacity, impaired walking capacity or increased number of exacerbations) as evaluated by a healthcare professional experienced in the treatment of A₁-PI deficiency.

Geriatrics:

See section WARNINGS AND PRECAUTIONS, subsection Special Populations.

Pediatrics:

See section WARNINGS AND PRECAUTIONS, subsection Special Populations.

CONTRAINDICATIONS

Zemaira (Alpha₁-Proteinase Inhibitor (Human)) is contraindicated in:

- Zemaira is contraindicated in patients with a history of anaphylaxis or severe systemic reactions to the active substance or to any of its excipients.
- Zemaira is contraindicated in immunoglobulin A (IgA)-deficient patients with antibodies against IgA, due to the risk of severe hypersensitivity (*see section WARNINGS AND PRECAUTIONS*).

WARNINGS AND PRECAUTIONS

General

The recommended infusion rate for Zemaira (Alpha₁-Proteinase Inhibitor (Human)) should be adhered to (*see section DOSAGE AND ADMINISTRATION*). During the first infusions, patient's clinical state, including vital signs, should be closely monitored throughout the infusion period. If any reaction takes place that might be related to the administration of Zemaira, the rate of infusion should be decreased or the administration should be stopped, as required by the clinical condition of the patient. If symptoms subside promptly after stopping, the infusion may be resumed at a lower rate that is comfortable for the patient.

Standard measures to prevent infections resulting from the use of medicinal products prepared from human blood or plasma include selection of donors, screening of individual donations and plasma pools for specific markers of infection, and the inclusion of effective manufacturing steps for the inactivation / removal of viruses. Despite this, when medicinal products prepared from human blood or plasma are administered, the possibility of transmitting infective agents cannot be totally excluded. This also applies to unknown or emerging viruses and other pathogens.

The measures taken are considered effective for enveloped viruses such as human immunodeficiency virus (HIV), hepatitis B virus (HBV) and hepatitis C virus (HCV) and for the non-enveloped hepatitis A (HAV) and parvovirus B19 virus.

Appropriate vaccination (hepatitis A and B) should be considered for patients in regular/repeated receipt of human plasma-derived proteinase inhibitors.

It is strongly recommended that every time Zemaira is administered to a patient, the name and batch number of the product are recorded in order to maintain a link between the patient and the batch of the product.

Hypersensitivity

Caution should be used when administering Zemaira to patients with known hypersensitivity to an A₁-PI product.

Zemaira may contain trace amounts of IgA. Patients with selective or severe IgA deficiency can develop antibodies to IgA and, therefore, have a greater risk of developing potentially severe hypersensitivity and anaphylactic reactions.

Suspected allergic or anaphylactic type reactions may require immediate discontinuation of the infusion, depending on the nature and severity of the reaction. In case of shock, emergency medical treatment should be administered.

Smoking

Tobacco smoke is an important risk factor for the development and progression of emphysema. Therefore cessation of smoking and the avoidance of environmental tobacco smoke are strongly recommended.

Effects on ability to drive and use machines

Zemaira may have a minor influence on the ability to drive and use machines. Adverse reactions such as dizziness may occur following administration of Zemaira.

Special Populations

Pregnant Women:

No animal reproduction studies have been conducted with Zemaira and its safety for use in human pregnancy has not been established in controlled clinical trials. It is not known whether Zemaira can cause fetal harm when administered to a pregnant woman. Zemaira should be given to a pregnant woman only if clearly needed.

Nursing Women:

It is unknown whether Zemaira / metabolites are excreted in human milk. The excretion of human alpha₁-proteinase inhibitor in milk has not been studied in animals. Zemaira should be given to a nursing woman only if clearly needed.

Fertility:

No animal fertility studies have been conducted with Zemaira and its effect on human fertility has not been established in controlled clinical trials.

Pediatrics (<16 years):

Safety and effectiveness in the pediatric population have not been established. No data are available.

Geriatrics:

The safety and efficacy of Zemaira in elderly patients (65 years of age or older) have not been established in clinical trials.

ADVERSE REACTIONS

Adverse Drug Reaction Overview

Therapeutic administration of Zemaira 60 mg/kg body weight once weekly has been demonstrated to be well-tolerated.

The most common adverse reactions (ARs) observed in subjects receiving Zemaira in all clinical trials were headache, dizziness, dyspnea and nausea.

In post-licensure trials, serious exacerbations of chronic obstructive pulmonary disease (COPD) were observed at incidence rates greater than placebo.

Clinical Trial Adverse Drug Reactions

Because clinical trials are conducted under very specific conditions the adverse reaction rates observed in the clinical trials may not reflect the rates observed in practice and should not be compared to the rates in the clinical trials of another drug. Adverse drug reaction information from clinical trials is useful for identifying drug-related adverse events and for approximating rates.

The cumulative safety and tolerability profile of Zemaira (Alpha₁-Proteinase Inhibitor (Human)) is based on the six clinical trials listed below:

- Randomized, Placebo-Controlled Trial of Augmentation Therapy in Alpha₁-Protease Inhibitor Deficiency (RAPID), in 180 subjects who received weekly 60 mg/kg body weight intravenous dose of either Zemaira (93 subjects) or placebo (87 subjects) for 24 months.
- RAPID Extension Trial, open-label study in 140 subjects who completed the RAPID Trial and received weekly 60 mg/kg body weight intravenous dose of Zemaira for an additional 24 months.
- A controlled, double-blind study in 44 subjects who received weekly 60 mg/kg body weight dose of either Zemaira (30 subjects) or Prolastin[®] (a commercially available Alpha₁-Proteinase Inhibitor [Human] product) (14 subjects) for 10 weeks, followed by an open-label phase in which 43 subjects received Zemaira weekly for 14 weeks.
- An open-label study in 9 subjects who received weekly 60 mg/kg body weight dose of Zemaira for 26 weeks, followed by a 7-week to 22-week extension.
- A crossover, double-blind study in 18 subjects who received a single 60 mg/kg body weight dose of either Zemaira or Prolastin[®].
- An open-label study in 19 subjects who received a single, body weight 15 mg/kg (2 subjects), 30 mg/kg (5 subjects), 60 mg/kg (6 subjects), or 120 mg/kg (6 subjects) intravenous dose of Zemaira.

The frequencies of ARs presented in Table 2 and Table 3 are based on six-months exposure data from 221 patients treated with Zemaira and 87 treated with placebo in the six clinical studies listed above.

Table 2 presents ARs that occurred in >1% of patients according to the MedDRA System organ classification:

Table 2: Clinical Trial Adverse Reactions (AR) Occurring in >1% of Patients, and Adverse Event (AE) Frequency of the Same Preferred Term, Expressed as a Percentage (%) of All Infusions Irrespective of Causality

System Organ Class (SOC) Preferred Term	Percentage of Patients Reporting AR >1% n=221 % of patients	AE Frequency as % of All Infusions Irrespective of Causality n=23,138 % of total infusions
Gastrointestinal disorders Nausea	1.4	0.16
Nervous system disorders Dizziness Headache	2.3 5.0	0.11 0.78
Respiratory, thoracic and mediastinal disorders Dyspnea	1.4	0.31

Adverse reactions occurring in <1% of patients are summarized in Table 3:

Table 3: Less Common Clinical Trial Adverse Reactions

System Organ Class (SOC) Event Term	Zemaira n=221 %
Nervous system disorders	
Paraesthesia	0.5
Hypoaesthesia	0.5
Vascular disorders	
Flushing/hot flush	0.5
Skin and subcutaneous tissue disorders	
Urticaria	0.9
Rash (including exfoliative and generalized)	0.5
Pruritus	0.5
General disorders and administration site conditions	
Asthenia	0.5

For ARs occurring in <1% of patients, all AE rates reported as percentage (%) of all infusions and irrespective of causality were $\leq 0.04\%$.

Chronic Obstructive Pulmonary Disease (COPD) Exacerbations

In a retrospective analysis, during the 10-week blinded portion of the 24-week clinical trial, 6 subjects (20%) of the 30 treated with Zemaira had a total of 7 exacerbations of their chronic obstructive pulmonary disease (COPD). Nine subjects (64%) of the 14 treated with Prolastin had a total of 11 exacerbations of their COPD. The observed difference between groups was 44% (95% confidence interval [CI] from 8% to 70%). Over the entire 24-week treatment period, of the 30 subjects in the Zemaira treatment group, 7 subjects (23%) had a total of 11 exacerbations of their COPD.

In the RAPID study, 25 serious exacerbations of COPD were reported in 15 Zemaira subjects vs. 17 such events in 9 placebo subjects, corresponding to rates of 0.146 exacerbations per subject-year with Zemaira and 0.115 exacerbations per subject-year with placebo, (ratio Zemaira : Placebo [95% confidence interval]: 1.256 [0.457 - 3.454]).

Post-Market Adverse Drug Reactions

Because post-marketing reporting of adverse reactions is voluntary and from a population of uncertain size, it is not always possible to reliably estimate the frequency of these reactions or establish a causal relationship to product exposure.

Table 4 lists the ARs that have been identified during post-marketing use of Zemaira. This list also includes adverse events assessed as unrelated to study treatment in clinical trials with Zemaira (*see section Clinical Trial Adverse Drug Reactions*).

Table 4: ARs Reported During the Post-marketing Use of Zemaira

System Organ Class	Preferred Term/Symptoms
Blood and lymphatic system disorders	Lymph node pain
Eye disorders	Eye swelling
Gastrointestinal disorders	Lip swelling
General disorders and administration site conditions	Infusion-site reactions (including infusion site hematoma)* Chest pain* Chills* Pyrexia*
Immune system disorders	Hypersensitivity reactions (including tachycardia, hypotension, confusion, syncope, oxygen consumption decreased and pharyngeal oedema)* Anaphylactic reactions*
Skin and subcutaneous tissue disorders	Facial swelling, hyperhidrosis*

* These events were observed in clinical trials but assessed as unrelated to study treatment

DRUG INTERACTIONS

No interaction studies have been performed.

DOSAGE AND ADMINISTRATION

Zemaira (Alpha1-Proteinase Inhibitor (Human)) is to be administered intravenously only.

Recommended Dose

The recommended dose of Zemaira is 60 mg/kg body weight administered once weekly. This dose has been demonstrated to increase and maintain a level of functional A₁-PI in the epithelial lining of the lower respiratory tract, providing adequate anti-elastase activity in the lung of individuals with alpha₁-antitrypsin deficiency.

Dose ranging studies using efficacy endpoints have not been performed with Zemaira or any A₁-PI product.

Paediatric population

The safety and efficacy of Zemaira in the paediatric population have not been established.

Elderly population

The safety and efficacy of Zemaira in elderly patients (65 years of age or older) is limited. No clinical study has determined whether elderly patients respond differently from younger subjects.

Preparation, Reconstitution and Administration

- For intravenous use only.
- Use aseptic techniques during reconstitution and administration.
- Do not mix Zemaira with other medicinal products. Administer Zemaira through a separate dedicated infusion line.
- The powder must be reconstituted with Sterile Water for Injection (diluent; provided in the product package) and administered using an intravenous administration set (not supplied).
- Administer within 3 hours after reconstitution.
- Administer Zemaira intravenously at a rate of approximately 0.08 mL/kg/min as determined by the response and comfort of the patient. The recommended dosage of 60 mg/kg body weight will take approximately 15 minutes to infuse.
- Monitor closely the infusion rate and the patient's clinical state, including vital signs, throughout the infusion. Slow or stop the infusion if adverse reactions occur. If symptoms subside promptly, the infusion may be resumed at a lower rate that is comfortable for the patient.
- Zemaira is for single use only. Following administration, discard any unused solution and all administration equipment in an appropriate manner as per local requirements.

Instructions for Home-Treatment / Self-Administration

First infusions should be administered under the supervision of a healthcare professional experienced in the use of human alpha₁-proteinase inhibitor or in the treatment of alpha₁-proteinase inhibitor deficiency.

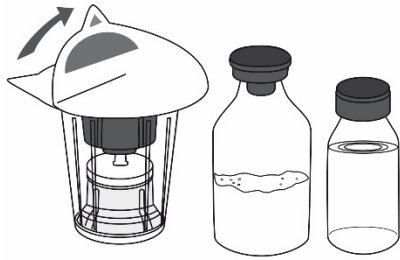
Subsequent infusions can be administered by a caregiver or by the patient if appropriate training is provided and the use is reviewed at regular intervals.

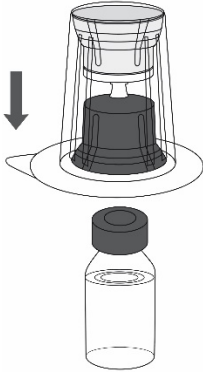
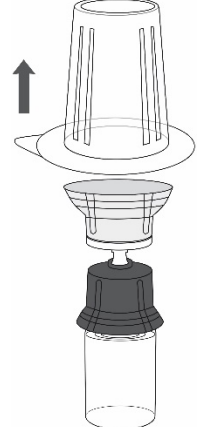
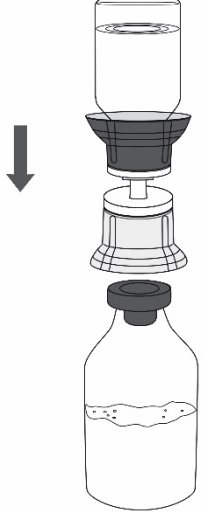
The decision of whether a patient is suitable for home-treatment / self-administration is made by the treating doctor. There are limited data regarding the use of this medicinal product in home-treatment / self-administration.

Potential risks associated with home-treatment / self-administration are related to the administration itself as well as to the handling of adverse drug reactions, particularly hypersensitivity.

Reconstitution:

Follow the steps below to reconstitute Zemaira:

1. Ensure that the powder vial and Sterile Water for Injection (diluent) vial are at room temperature (up to 25°C). This can be done either by leaving the vials at room temperature for about an hour or by holding them in your hands for a few minutes.	
2. Remove the plastic flip-top cap from the diluent vial.	
3. Wipe the rubber stopper of the diluent vial with antiseptic solution and allow it to dry.	
4. Open the Mix2Vial [®] transfer set by peeling off the lid (Figure 1). Do not remove the transfer set from the blister package.	 <p>Figure 1</p>

<p>5. Place the diluent vial on an even, clean surface and hold the vial tight. Take Mix2Vial[®] together with the blister package and vertically pierce the diluent vial with the blue tip of the Mix2Vial[®] (Figure 2).</p>	 <p>Figure 2</p>
<p>6. Carefully remove the blister package from the Mix2Vial[®] by holding at the rim, and pulling vertically upwards. Make sure that you only pull away the blister package and not the Mix2Vial[®] (Figure 3).</p>	 <p>Figure 3</p>
<p>7. Remove the plastic flip-top cap from the Zemaira vial.</p>	
<p>8. Wipe the rubber stopper of the Zemaira vial with antiseptic solution and allow it to dry.</p>	
<p>9. Place the Zemaira vial on an even and firm surface. Invert the diluent vial with the Mix2Vial[®] attached and vertically pierce the Zemaira vial with the clear tip of the Mix2Vial[®] (Figure 4). The diluent will automatically flow into the Zemaira vial.</p> <p>NOTE: Ensure all water has transferred into the Zemaira vial.</p>	 <p>Figure 4</p>

10. Follow steps below to remove entire Mix2Vial[®] from Zemaira vial:

- With one hand tightly grasp the Zemaira vial as shown in Figure 5.
- With the other hand tightly grasp the diluent and the blue Mix2Vial[®].
- Bend **the entire Mix2Vial[®]** to the side until it disconnects from the Zemaira vial (Figure 5).

Discard the diluent vial with the entire Mix2Vial[®].



Figure 5

11. Gently swirl the Zemaira vial until the powder is completely dissolved (Figure 6). **DO NOT SHAKE.** Take care not to touch the rubber vial stopper.



Figure 6

12. Inspect visually the reconstituted solution. The solution should be clear, colorless to slightly yellow, and free from visible particles. Do not use solutions that are discoloured, cloudy or have particles.

13. If more than 1 vial of Zemaira is needed to achieve the required dose, repeat instructions 1 to 11 above using an additional package containing an unused Mix2Vial[®] transfer set.

Use a separate, unused Mix2Vial[®] transfer set and sterile water for injections (diluent) vial for each Zemaira vial.

14. Use aseptic technique to transfer the reconstituted solutions into the administration container (e.g. empty intravenous bag or glass bottle (not provided) via a commercially available intravenous fluid tubing transfer set (not provided).

Administration:

The reconstituted solution must be administered using an intravenous administration set (not supplied).

1. Attach the administration set to the administration container. Make sure that the roller clamp on the administration set is closed.
2. Elevate the administration container (if intravenous bag, hang on a pole).
3. Prime the chamber by squeezing the drip chamber until Zemaira has filled the chamber half-way.
4. Slowly open the roller clamp on the administration set and let Zemaira flow until it reaches the end of the tubing with no air bubbles.
5. Close the roller clamp.
6. Connect the other end to the injection set (e.g. butterfly / winged infusion needle or infusion catheter).
7. Inject / infuse the reconstituted solution into the vein following the instructions given to you by your doctor. The solution should be infused at an infusion rate of about 0.08 ml / kg bw/ min, as determined by your response and your comfort. The recommended dose of 60 mg / kg bw will take approximately 15 minutes to infuse.

OVERDOSAGE

No cases of overdose have been reported.

For management of a suspected drug overdose, contact your regional Poison Control Centre.

ACTION AND CLINICAL PHARMACOLOGY

Mechanism of Action

The A₁-PI is a 52 kDa single polypeptide glycoprotein produced by hepatocytes and mononuclear phagocytes and is understood to be the primary anti-protease in the lower respiratory tract, where it inhibits neutrophil elastase (NE). Lung tissue can be degraded by neutrophil proteases, which have been activated by infection and/or inflammation. Normal healthy individuals produce sufficient A₁-PI to control the NE produced by activated neutrophils and are thus able to prevent inappropriate proteolysis of lung tissue by NE. Conditions that increase neutrophil accumulation and activation in the lung, such as respiratory infection and smoking, will in turn increase the levels of NE.

Individuals deficient in endogenous A₁-PI are unable to maintain appropriate antiprotease defence and experience more rapid proteolysis of the alveolar walls starting prior to the development of clinically evident chronic obstructive lung disease in the third or fourth decade. Over time, the progressive loss of lung tissue results in the decline in lung function characterized by dyspnea and its sequelae.

Pharmacodynamics

Augmenting the levels of functional A₁-PI by intravenous infusion and correcting the imbalance between NE and protease inhibitors is an approach to therapy for patients with A₁-PI deficiency. The administration of Zemaira increases and maintains the antigenic and functional serum levels as well as the lung epithelial lining fluid (ELF) levels of A₁-PI in the lower lung, leading to a slowdown of the progression of emphysema. However, there is a lack of robust evidence on how lung density decline rate translates into clinically relevant effect.

Pharmacokinetics

Four clinical studies were conducted with Zemaira in 89 subjects (59 males and 30 females) to evaluate the effect of Zemaira on serum levels of A₁-PI. The subjects ranged in age from 29 to 68 years (median age 49 years). At screening, serum A₁-PI levels were between 3.2 and 10.1 µM (mean of 5.6 µM).

A double-blind, randomized, active-controlled, crossover pharmacokinetic study was conducted in 13 males and 5 females with A₁-PI deficiency, ranging in age from 36 to 66 years. Nine subjects received a single 60 mg / kg bw dose of Zemaira followed by Prolastin, and 9 subjects received Prolastin followed by a single 60 mg / kg bw dose of Zemaira, with a wash-out period of 35 days between doses. A total of 13 post-infusion serum samples were taken at various time points up to Day 21. Table 5 shows the mean results for the Zemaira pharmacokinetic parameters.

Table 5: Pharmacokinetic parameters for A₁-PI following a single 60 mg / kg bw dose of Zemaira

Pharmacokinetic Parameter	Zemaira 60 mg/kg Mean (standard deviation)*	Prolastin 60 mg/kg Mean (standard deviation)
Area under the curve (AUC _{0-∞})	144 (±27) µM x day	160 (±32) µM x day
Maximum concentration (C _{max})	44.1 (±10.8) µM	48.8 (±8.7) µM
Terminal half-life (t _{1/2β})	5.1 (±2.4) days	4.8 (±1.4) days
Total clearance	603 (±129) ml/day	557 (±107) mL/day
Volume of distribution at steady state	3.8 (±1.3) l	3.4 (±0.8) L

* n=18 subjects

A population pharmacokinetic analysis was conducted using data from 90 Zemaira-treated subjects from the RAPID trial. The population estimate of mean half-life was 6.8 days. The model predicted mean steady-state concentration was 21.8 μM after a 60 mg / kg bw / week dose. The population pharmacokinetic analysis did not indicate that there were any significant effects of age, gender, weight, or baseline serum antigenic A₁-PI concentrations on the clearance of Zemaira.

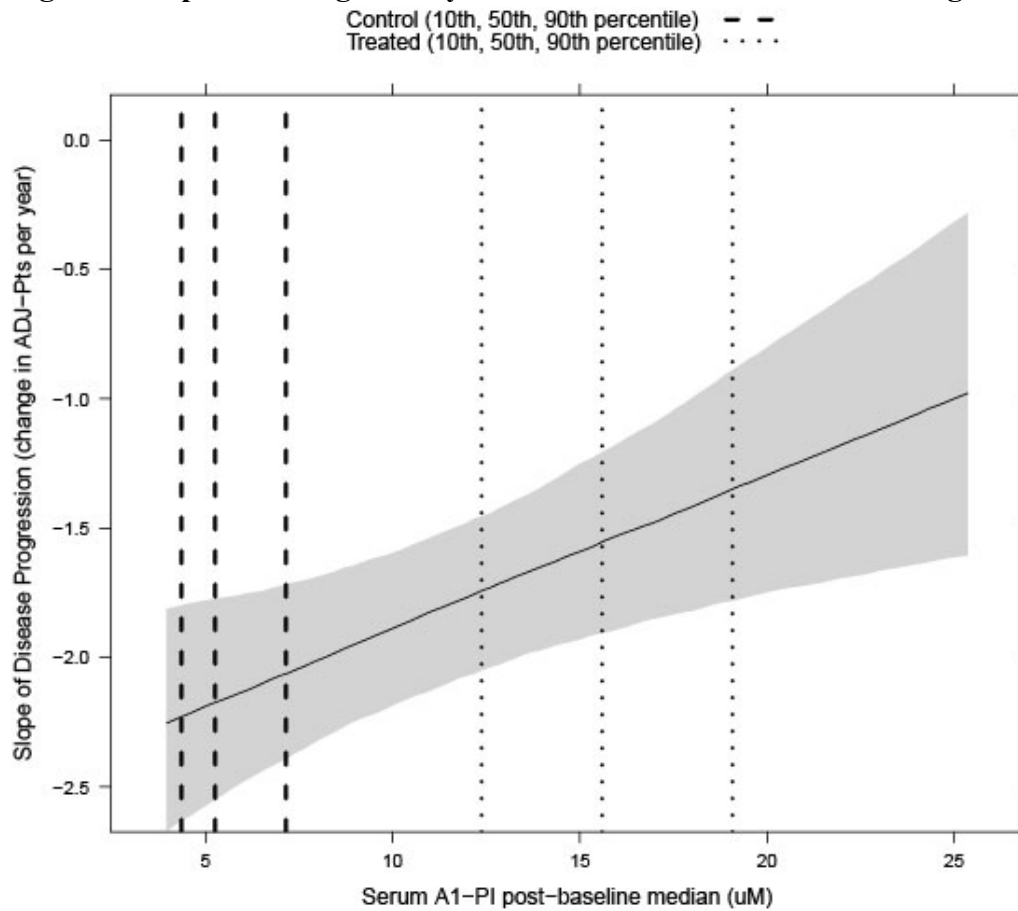
Pharmacokinetic / Pharmacodynamic Relationship

In a double-blind, controlled clinical study to evaluate the safety and biochemical efficacy of Zemaira 44 subjects were randomized to receive 60 mg / kg bw intravenous dose of Zemaira once weekly for 24 weeks. The mean trough serum A₁-PI levels at steady state (Weeks 7-11) were maintained above 11 μM . The mean of the steady state trough serum A₁-PI level for Zemaira-treated subjects was 17.7 μM (standard deviation: 2.5).

In a subgroup of subjects enrolled in this study (10 Zemaira-treated subjects) broncho-alveolar lavage was performed. ELF measurements of A₁-PI levels showed a consistent increase following treatment. ELF levels of antigenic A₁-PI and A₁-PI: NE complexes increased from baseline. Free elastase was immeasurably low in all samples.

Following the completion of the RAPID and RAPID Extension Trial, an exposure response analysis was conducted. This analysis revealed an inverse linear relationship between trough serum A₁-PI levels and the annual decline in lung density as measured by volume adjusted CT scans for subjects receiving 60 mg/kg body weight intravenous dose of Zemaira or placebo (see Figure 1).

Figure 1: Expected Lung Density Decline Rate as a Function of Trough Serum A₁-PI Level



The area in grey represents 90% confidence intervals based on annual rate of change in adjusted lung density from a bootstrapping method.

STORAGE AND STABILITY

When stored in the refrigerator or at room temperature (at +2°C to +25°C), Zemaira is stable for the period indicated by the expiration date on its label. Do not freeze.

Storage after reconstitution: Administer within 3 hours after reconstitution. Do not freeze the reconstituted solution.

DOSAGE FORMS, COMPOSITION AND PACKAGING

Zemaira (Alpha₁-Proteinase Inhibitor (Human)) is supplied in a single-use vial containing approximately 1000, 4000 or 5000 mg of functionally active A₁-PI as a lyophilized white to off-white powder for reconstitution with Sterile Water for Injection (provided in the product package). The product package includes:

- 1 vial with Zemaira powder
- 1 vial of Sterile Water for Injection (diluent)
- 1 Mix2Vial[®] transfer set for reconstitution

Following reconstitution with 20, 76 or 95 mL, respectively, of Sterile Water for Injection, the Zemaira solution contains 73 to 89 mM sodium*, 33 to 42 mM chloride, 15 to 20 mM phosphate, and 121 to 168 mM mannitol. Hydrochloric acid and/or sodium hydroxide may have been added to adjust the pH. Zemaira contains no preservative.

* That should be taken into consideration for patients on a sodium controlled diet.

PART II: SCIENTIFIC INFORMATION

PHARMACEUTICAL INFORMATION

Drug Substance

Proper name: Alpha₁-Proteinase Inhibitor (Human); alpha₁-antitrypsin (A₁AT).

Chemical name: NA

Molecular formula and molecular mass: 50 - 52 kDa

Structural formula: Alpha₁-Proteinase Inhibitor (Human) is a globular protein with significant structural similarity to other members of the serine proteinase inhibitor family. The secondary structure consists primarily of α -helix and β -sheet motifs. One notable structural element is the reactive center loop, encompassing residues 344-368. This unstructured loop extends into the solvent and contains the cleavable bond (between residues 358 and 359) integral to protease inhibition.

The 394 amino acid polypeptide sequence and the glycan-free three dimensional structure of the most common genetic variant of A₁-PI (H). Notable features of this sequence include three asparagines containing N-linked oligosaccharides at positions 46, 83, and 247, and a single cysteine at position 232. A common genetic variant of this sequence exhibits a valine to alanine substitution at position 213. The identity of A₁-PI (H) as the primary protein in Zemaira has been confirmed by tryptic digestion and liquid chromatography - tandem mass spectrometry (LC-MS/MS) analysis. In addition, the molecular weights of the A₁-PI (H) molecule observed by high resolution mass spectrometry of the intact protein are consistent with the different glycoforms and sequence variants of the molecule described in the literature.

The average molecular weight of A₁-PI (H) cited in the literature varies considerably from 49,000 to 59,000 Da, depending on the methodology used. Most values center around 50 - 52 kDa. The molecular weight of the A₁-PI (H) in Zemaira was determined by high resolution electrospray ionization time-of-flight mass spectrometry (ESI-TOF-MS). The average molecular weight can be estimated from this spectrum using the observed intensity to calculate a weighted average for the entire spectrum. This average value of 51,333.3 Da is consistent with the literature reports. Individual peaks observed in the spectrum are highly consistent with the calculated masses of known forms of A₁-PI (H).

Physicochemical properties: Zemaira is available as a powder for solution which is soluble in water.

Product Characteristics

Zemaira is a sterile, white to off-white, lyophilized preparation of highly purified alpha₁-Proteinase Inhibitor (Human) (A₁-PI), also known as alpha₁-antitrypsin, to be reconstituted and administered by the intravenous route. The reconstituted product is a clear, colorless to slightly yellow solution.

Each vial of Zemaira contains the following ingredients:

Table 6: Ingredients

Ingredient	Nominal Amount		
Alpha ₁ -Proteinase Inhibitor (Human)	1000 mg/vial	4000 mg/vial	5000 mg/vial
Sodium	37 mg/vial	148 mg/vial	185 mg/vial
Chloride	27 mg/vial	108 mg/vial	135 mg/vial
Phosphate	32 mg/vial	128 mg/vial	160 mg/vial
Mannitol	525 mg/vial	2100 mg/vial	2625 mg/vial
HCl and/or NaOH	Quantity sufficient for pH adjustment		

The specific activity of Zemaira is ≥ 0.7 mg of functional A₁-PI per milligram of total protein. The purity is ≥ 92 % A₁-PI. The total protein content is approximately 1100 mg per vial, 4400 mg per vial or 5500 mg per vial. After reconstitution with 20, 76 or 95 ml water for injection, the solution contains approximately 50 mg/mL of A₁-PI.

Viral Inactivation

All plasma used in the manufacture of Zemaira is obtained from plasma donors and is tested using serological assays for hepatitis B surface antigen (HBsAg) and antibodies to HIV-1/2 and HCV. The plasma is tested with Nucleic Acid Testing (NAT) for HBV, HCV, HIV-1, and HAV, and found to be nonreactive (negative). The plasma is also tested by NAT for B19V. Only plasma that passed the virus screening is used for production. The limit for B19V in the fractionation pool is $\leq 10^4$ International Units of B19V per mL.

Zemaira is manufactured from large pools of human plasma by cold ethanol fractionation according to a modified Cohn process followed by additional purification steps. The manufacturing process includes two virus clearance steps: pasteurization and virus filtration (also called nanofiltration). These virus clearance steps have been validated in a series of in vitro experiments for their capacity to inactivate/remove both enveloped and non-enveloped viruses.

All these measures provide a high degree of assurance that the production process for Zemaira results in high safety margins concerning potential impact on patients by adventitious agents like microorganisms, prions and viruses.

CLINICAL TRIALS

RAPID Trial¹

The safety and efficacy of Zemaira was evaluated in a randomized, double-blind, placebo-controlled, multi-center study (RAPID) followed by a 2-year open-label extension study (RAPID extension study).

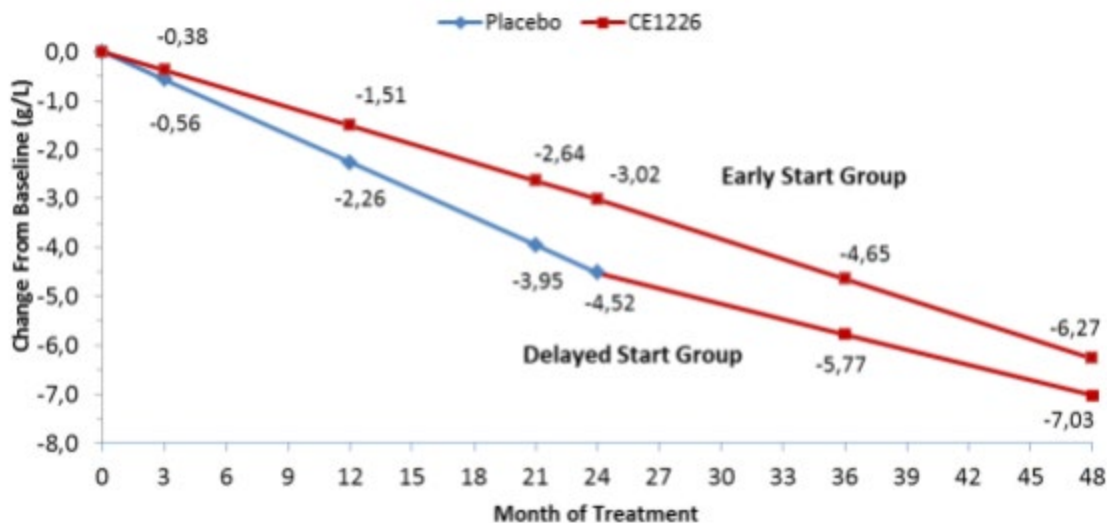
A total of 180 subjects with A₁-PI deficiency characterized by a serum A₁-PI level < 11 μM (i.e. < 50 mg/dL as determined by nephelometry) and clinical evidence of emphysema, were randomized to receive a weekly 60 mg / kg bw intravenous dose of either Zemaira (93 subjects) or placebo (87 subjects) for up to 24 months.

One-hundred forty subjects (76 Zemaira-treated subjects and 64 subjects treated with placebo in the RAPID Study) continued into the RAPID extension study and were treated with a weekly 60 mg/kg bw intravenous dose of Zemaira for up to 24 months.

The clinical data of both studies are based on computer tomography (CT) investigating the effect of Zemaira on the progression of emphysema and the decline of lung density.

Zemaira-treated subjects demonstrated a consistent pattern of slower lung density decline than those receiving placebo (see Figure 2). The annual rate of lung density decline, as measured by CT scan at total lung capacity over 2 years was lower with Zemaira (-1.45 g/L) as compared with placebo (-2.19 g/L), reflecting a 34% reduction (p = 0.017, 1-sided). Higher CT lung density measurements correlated with higher forced expiratory volume in 1 second (0.31, p < 0.001), higher diffusion capacity of carbon monoxide (0.46, p < 0.001), higher exercise capacity (0.26, p = 0.002), and lower St. George's Respiratory Questionnaire activity score (-0.26, p = 0.002) throughout the study.

Figure 2: Changes in Lung Density from baseline in the RAPID study



The final analysis of the RAPID extension study demonstrated:

- that the reduced rate in lung density decline was maintained for subjects continuously treated with Zemaira for 4 years;
- that a reduced rate in lung density decline was achieved in the RAPID extension study temporal with the administration of Zemaira in subjects previously treated with placebo in the RAPID study.
- that lung tissue lost while exposed to 2 years of placebo administrations was irreversible.

In the RAPID study, Zemaira, administered at single doses of 120 mg/ kg bw to 75 patients to cover exceptional 2-week drug holidays, demonstrated a similar safety and tolerability profile compared to placebo. Regular weekly dosing with 120 mg/kg bw has not been investigated.

DETAILED PHARMACOLOGY

In a safety pharmacology study, dogs were administered a 60 or 240 mg/kg intravenous dose of Zemaira. At the clinical dose of 60 mg/kg, no changes in cardiovascular and respiratory parameters or measured hematology, blood chemistry, or electrolyte parameters were attributed to the administration of Zemaira. A minor transient decrease in femoral resistance and increase in blood flow were observed after administration of the 240 mg/kg dose.

MICROBIOLOGY

Not applicable.

TOXICOLOGY

In single-dose studies, mice and rats were administered a 0, 60, 240, or 600 mg/kg intravenous dose of Zemaira and observed twice daily for 15 days. No signs of toxicity were observed up to 240 mg/kg. Transient signs of distress were observed in male mice and in male and female rats after administration of the highest dose (600 mg/kg).

In repeat-dose toxicity studies, rats and rabbits received 0, 60, or 240 mg/kg intravenous doses of Zemaira once daily for 5 consecutive days. No treatment-related effects on clinical signs, body weight, hematology, coagulation, or urinalysis were observed in rats administered up to 240 mg/kg. No signs of toxicity were observed in rabbits administered 60 mg/kg. Changes in organ weights and minimal epidermal ulceration were observed in rabbits administered 240 mg/kg, but had no clinical effects.

The local tolerance of Zemaira was evaluated in rabbits following intravenous, perivenous, and intra-arterial administration. No treatment-related local adverse reactions were observed.

To test the occurrence of new antigenic determinants caused by the pasteurization step, rabbits were immunized with Zemaira. Serum was then collected from the animals, IgG fractions were purified and absorbed with non-pasteurized Zemaira. Pasteurized and non-pasteurized Zemaira were separated using native or SDS gel systems, blotted on nitrocellulose membranes and detected with the various antibodies. This study gave no evidence for the existence of neoantigens in pasteurized Zemaira samples.

Carcinogenesis, Mutagenesis, Impairment of Fertility

Long-term studies in animals to evaluate carcinogenesis, mutagenesis, or impairment of fertility have not been conducted.

REFERENCES

1. Chapman KR et al. Intravenous augmentation treatment and lung density in severe α 1 antitrypsin deficiency (RAPID): a randomised, double-blind, placebo-controlled trial. *Lancet*. 2015;386(9991):360-8.

PART III: CONSUMER INFORMATION

READ THIS FOR SAFE AND EFFECTIVE USE OF YOUR MEDICINE

PATIENT MEDICATION INFORMATION

Zemaira[®]

Alpha₁-Proteinase Inhibitor (Human)

Read this carefully before you start taking Zemaira and each time you get a refill. This leaflet is a summary and will not tell you everything about this drug. Talk to your healthcare professional about your medical condition and treatment and ask if there is any new information about Zemaira.

What is Zemaira used for?

This medicine is used in adults with known severe alpha₁-proteinase inhibitor deficiency (an inherited condition also called alpha₁ antitrypsin deficiency) who have developed a lung condition called emphysema.

Emphysema develops when the lack of alpha₁-proteinase inhibitor results in a condition in which neutrophil elastase is not being properly controlled, damaging the tiny air sacs in the lungs through which oxygen passes into the body. Because of this damage, the lungs do not work properly.

Using this medicine regularly increases the blood and lung levels of alpha₁-proteinase inhibitor, thus slowing the progression of emphysema. However, there is limited information explaining the clinical impact of these changes.

How does Zemaira work?

This medicine contains the active substance human alpha₁-proteinase inhibitor, which is a normal component of the blood and is found in the lung. There, its main function is to protect the lung tissue by limiting the action of a certain enzyme, called neutrophil elastase. Neutrophil elastase can cause damage if its action is not controlled (for example, in case you have an alpha₁-proteinase inhibitor deficiency).

What are the ingredients in Zemaira?

Medicinal ingredients:

- Alpha₁-Proteinase Inhibitor (Human) (A₁-PI)

Non-medicinal ingredients:

- Hydrogen chloride or Sodium hydroxide (for pH adjustment)
- Mannitol
- Sodium chloride
- Sodium phosphate

Zemaira comes in the following dosage forms:

Zemaira is supplied in a single-use vial containing approximately 1000, 4000 or 5000 mg of functionally active A₁-PI as a lyophilized white to off-white powder for reconstitution with Sterile Water for Injection (provided in the product package). The product package includes:

- 1 vial with Zemaira powder
- 1 vial of Sterile Water for Injection (diluent)
- 1 Mix2Vial[®] transfer set for reconstitution

Do not use Zemaira if:

- You are allergic to human alpha₁-proteinase inhibitor or any of the other ingredients of this medicine.
- You have been found to have a deficiency of certain blood proteins called immunoglobulin type A (IgA) and have developed antibodies against them.

To help avoid side effects and ensure proper use, talk to your healthcare professional before you take Zemaira. Talk about any concerns, health conditions or problems you may have, including the following:

- You have a history of allergic or other adverse reactions to human alpha₁-proteinase inhibitor. Your doctor will inform you about signs of allergic reactions (for example chills, flushing, faster heartbeat, fall in blood pressure, light-headedness, rash, hives, itching, difficulty in breathing or swallowing as well as swelling of your hands, face, or mouth).
- If you are pregnant or breast-feeding, think you may be pregnant or are planning to have a baby, ask your doctor or healthcare professional for advice before taking this medicine.
 - However, as there is no information available regarding the safety of Zemaira use during pregnancy, if you are pregnant, this medicine should only be given to you with caution.

- It is unknown whether Zemaira passes into human milk. If you are breast-feeding, your doctor will discuss with you the risks and benefits of taking this medicine.
- There are no data concerning the effect on fertility.

Other warnings you should know about:

- Dizziness may occur after the administration of this medicine. If you experience dizziness, you should not drive or use machines until the dizziness has passed.
- This medicine is not for use in children or adolescents below 18 years of age.

Tell your healthcare professional about all the medicines you take, including any drugs, vitamins, minerals, natural supplements or alternative medicines.

The following may interact with Zemaira:

To date, no relevant interactions are known.

How to take Zemaira:

After reconstitution, Zemaira is given by infusion into a vein. A healthcare professional experienced in the treatment of alpha₁-proteinase inhibitor deficiency will supervise the first infusions.

Home treatment / Self-administration

After the first infusions, you or your caregiver might also administer Zemaira, but only after receiving adequate training. Your doctor decides that you are suitable for such home-treatment / self-administration, he or she will instruct you in:

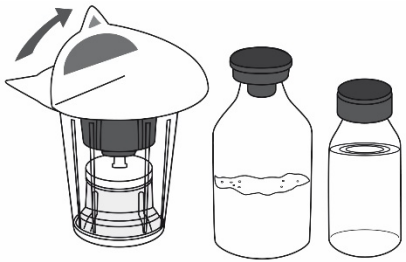
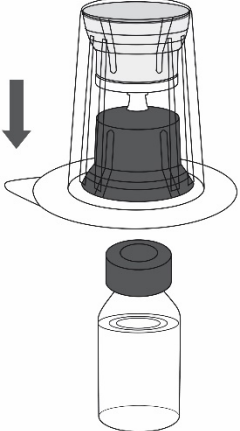
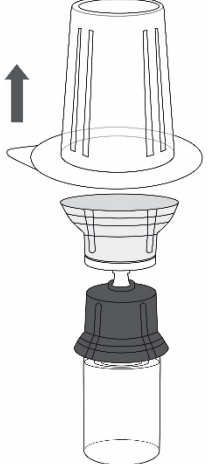
- how to prepare and give this medicine
- how to keep the product sterile (aseptic infusion techniques)
- how to keep a treatment diary
- how to identify side effects, including signs of allergic reactions, and measures to be taken in case such effects occur

Your doctor or your healthcare professional will regularly review your / your caregiver's infusion technique to ensure continued appropriate handling.

Reconstitution:

Follow the steps below to reconstitute Zemaira:

- | |
|--|
| <ol style="list-style-type: none">1. Ensure that the powder vial and Sterile Water for Injection (diluent) vial are at room temperature (up to 25°C).
This can be done either by leaving the vials at room temperature for about an hour or by holding them in your hands for a few minutes. |
|--|

2. Remove the plastic flip-top cap from the diluent vial.	
3. Wipe the rubber stopper of the diluent vial with antiseptic solution and allow it to dry.	
4. Open the Mix2Vial [®] transfer set by peeling off the lid (Figure 1). Do not remove the transfer set from the blister package.	 <p style="text-align: center;">Figure 1</p>
5. Place the diluent vial on an even, clean surface and hold the vial tight. Take Mix2Vial [®] together with the blister package and vertically pierce the diluent vial with the blue tip of the Mix2Vial [®] (Figure 2).	 <p style="text-align: center;">Figure 2</p>
6. Carefully remove the blister package from the Mix2Vial [®] by holding at the rim, and pulling vertically upwards. Make sure that you only pull away the blister package and not the Mix2Vial [®] (Figure 3).	 <p style="text-align: center;">Figure 3</p>
7. Remove the plastic flip-top cap from the Zemaira vial.	
8. Wipe the rubber stopper of the Zemaira vial with antiseptic solution and allow it to dry.	

9. Place the **Zemaira** vial on an even and firm surface. Invert the diluent vial with the Mix2Vial[®] attached and vertically pierce the **Zemaira** vial with the **clear** tip of the Mix2Vial[®] (Figure 4). The diluent will automatically flow into the Zemaira vial.

NOTE: Ensure all water has transferred into the Zemaira vial.

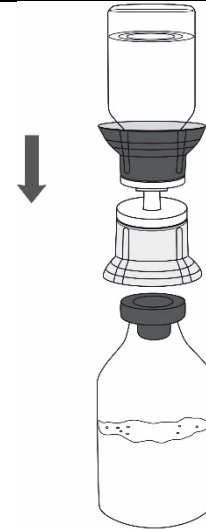


Figure 4

10. Follow steps below to remove entire Mix2Vial[®] from Zemaira vial:

- With one hand tightly grasp the Zemaira vial as shown in Figure 5.
- With the other hand tightly grasp the diluent and the blue Mix2Vial[®].
- Bend **the entire Mix2Vial[®]** to the side until it disconnects from the Zemaira vial (Figure 5).

Discard the diluent vial with the entire Mix2Vial[®].



Figure 5

11. Gently swirl the Zemaira vial until the powder is completely dissolved (Figure 6). DO NOT SHAKE. Take care not to touch the rubber vial stopper.



Figure 6

12. Inspect visually the reconstituted solution. The solution should be clear, colorless to slightly yellow, and free from visible particles. Do not use solutions that are discoloured, cloudy or have particles.

13. If more than 1 vial of Zemaira is needed to achieve the required dose, repeat instructions 1 to 11 above using an additional package containing an unused Mix2Vial[®] transfer set.

Use a separate, unused Mix2Vial[®] transfer set and sterile water for injections (diluent) vial for each Zemaira vial.

14. Use aseptic technique to transfer the reconstituted solutions into the administration container (e.g. empty intravenous bag or glass bottle (not provided) via a commercially available intravenous fluid tubing transfer set (not provided).

Administration:

The reconstituted solution must be administered using an intravenous administration set (not supplied).

1. Attach the administration set to the administration container. Make sure that the roller clamp on the administration set is closed.
2. Elevate the administration container (if intravenous bag, hang on a pole).
3. Prime the chamber by squeezing the drip chamber until Zemaira has filled the chamber half-way.
4. Slowly open the roller clamp on the administration set and let Zemaira flow until it reaches the end of the tubing with no air bubbles.
5. Close the roller clamp.
6. Connect the other end to the injection set (e.g. butterfly / winged infusion needle or infusion catheter).
7. Inject / infuse the reconstituted solution into the vein following the instructions given to you by your doctor. The solution should be infused at an infusion rate of about 0.08 ml / kg bw/ min, as determined by your response and your comfort. The recommended dose of 60 mg / kg bw will take approximately 15 minutes to infuse.

Usual dose:

The amount of Zemaira you are given is based on your body weight. The recommended dose is 60 mg per kg of body weight and should be administered once per week. The infusion solution is normally given over about 15 minutes (about 0.08 ml of solution per kg body weight each min). Your doctor will determine the appropriate infusion rate for you by taking into account your weight and your tolerability to infusion.

Overdose:

No cases of overdose have been reported.

If you think you have taken too much Zemaira, contact your healthcare professional, hospital emergency department or regional Poison Control Centre immediately, even if there are no symptoms.

Missed Dose:

Proceed with your next dose immediately and continue at regular intervals as advised by your doctor or healthcare professional.

Do not take a double dose to make up for a forgotten dose.

What are possible side effects from using Zemaira?

These are not all the possible side effects you may feel when taking Zemaira. If you experience any side effects not listed here, contact your healthcare professional. *Please also see section WARNINGS AND PRECAUTIONS.*

Talk to your healthcare professional right away if you have any of the following symptoms after using Zemaira:

- Hypersensitivity reactions (including tachycardia (abnormally rapid heart rate), hypotension (abnormally low blood pressure), confusion, syncope (temporary loss of consciousness), oxygen consumption decreased and pharyngeal oedema (throat swelling))
- Anaphylactic reactions (allergic reactions (for example chills, flushing, faster heartbeat, fall in blood pressure, light-headedness, rash, hives, itching, difficulty in breathing or swallowing as well as swelling of your hands, face, or mouth)). Depending on the nature and severity of the reaction, your doctor may decide whether to slow or stop the infusion completely and start the appropriate treatment. In case of self-administration / home-treatment, stop the infusion immediately and contact your doctor or healthcare professional.
- Dizziness may occur after the administration of this medicine. If you experience dizziness, you should not drive or use machines until the dizziness has passed.

Other possible side effects may include:

- Headache
- Dyspnea (shortness of breath)
- Nausea
- Lymph node pain
- Eye swelling
- Lip swelling
- Infusion-site reactions (such as burning, stinging, pain, swelling or redness at the infusion site (hematoma))
- Chest pain
- Chills
- Pyrexia (fever)
- Facial swelling, hyperhidrosis (excessive sweating)

If you have a troublesome symptom or side effect that is not listed here or becomes bad enough to interfere with your daily activities, talk to your healthcare professional.

Reporting Side Effects

You can help improve the safe use of health products for Canadians by reporting serious and unexpected side effects to Health Canada. Your report may help to identify new side effects and change the product safety information.

3 ways to report:

- Online at MedEffect (<http://hc-sc.gc.ca/dhp-mps/medeff/index-eng.php>);
- By calling 1-866-234-2345 (toll-free);
- By completing a Patient Side Effect Reporting Form and sending it by:
 - Fax to 1-866-678-6789 (toll-free), or
 - Mail to: Canada Vigilance Program
Health Canada, Address Locator 1908C
Ottawa, ON
K1A 0K9

Postage paid labels and the Patient Side Effect Reporting Form are available at MedEffect (<http://hc-sc.gc.ca/dhp-mps/medeff/index-eng.php>).

NOTE: Contact your health professional if you need information about how to manage your side effects. The Canada Vigilance Program does not provide medical advice.

We recommend that CSL Behring Canada, Inc. be copied when reporting suspected side effects, at the following address:

AdverseReporting@CSLBehring.com

Storage:

When stored in the refrigerator or at room temperature (at +2°C to +25°C), Zemaira is stable for the period indicated by the expiration date on its label. Do not freeze.

Storage after reconstitution: Administer within 3 hours after reconstitution. Do not freeze the reconstituted solution.

Keep out of reach and sight of children.

If you want more information about Zemaira:

Talk to your healthcare professional

Find the full Product Monograph that is prepared for healthcare professionals and includes this Patient Medication Information by visiting the Health Canada website; the manufacturer's website at www.CSLBehring.ca, or by calling 1-866-773-7721.

This leaflet was prepared by CSL Behring Canada, Inc.

Date of Approval: December 16, 2019